

ADVENTURES OF THE

# LEAD BUSTERS CLUB



Environmental  
Research Institute

  
University of  
Connecticut  
COOPERATIVE  
Extension System

  
City of Hartford

School of  
Family Studies

# Introducing the



MS. MARBLE

# LEAD BUSTERS CLUB



ELISA PEREZ



AGATHA KRISPY



HENRY LEE



SHERMAN HOLMES

© 2000 by the University of Connecticut. All rights reserved.

# Lead in the Neighborhood



 Sherman Holmes,  Henry Lee,  
 Agatha Krispy, and  Elisa Perez  
are in school.



Ms. Marble, their teacher, says to the class,

“There is something dangerous **DANGER**

in our  neighborhood. Do you  
know what it is?”



Sherman,



Henry,



Agatha, and



Elisa do not know.



Ms. Marble says, “ We have **lead** in our



neighborhood. There is **lead** in old  paint. There


is **lead** in the  flakes from old  paint.



There is **lead** in the  dust from old paint.”










“**Lead** is bad for you if it gets inside your body,”  
says the teacher. “It can make you sick. It can hurt  
your brain and make it hard for you to learn. But  
you can keep **lead** out of your body. I’ll tell you how.”



# Ms. Marble's Advice




Here is what  Ms. Marble says:  
“First, you need to learn where to find **lead**  
in our  neighborhood.”

- “Lead  paint may be on old  windows and old  doors.”
- “Lead  paint may be on old  stairs and railings.”
- “Lead  paint may be on old  porches.”
- “Lead paint  dust and  flakes may be in places where workers are fixing old houses.”
- “Lead paint  dust and  flakes may be in the dirt around old houses.”

“Now here’s what you can do to be safe  
from **lead**,” says  Ms. Marble.

- “**Never, never** touch paint  flakes.”
- “**Never, never** touch paint  dust.”
- “Ask a grownup to wash away **lead** paint  flakes and  dust with a damp soapy rag.”
- “Wash your  hands before you eat and after you play.”
- “Leave your  shoes at the door and wear  socks or  slippers in your house.”
- “Eat healthy foods, like lowfat  milk and  yogurt,  fruits and  vegetables,  beans, and lean  meat.”

# Sherman and the Lead Busters Club Look for Lead



Sherman says, “I want to be safe from **lead**. I want to find dangerous **lead** in my neighborhood.

I want to be a detective and find dangerous **lead**.”

Henry says, “Me too.”

Agatha says, “Me too.”

Elisa says, “Me too.”

Sherman says, “Let’s start a club. We can call it the **Lead** Busters Club. We can find dangerous **lead** in our neighborhood.”

Henry, Agatha, and Elisa all say, “Yes! We want to be **Lead** Busters.”

Agatha says, “Let’s have a club motto.  How about ‘Looking for **Lead**?’”

Henry, Elisa, and Sherman agree.

Sherman says, “OK, **Lead** Busters, let’s go looking for **lead**.”

So they all go out and look for **lead** in their neighborhood.

*(Look on the next page for a picture of the Lead Busters’ neighborhood.)*

# Here is a picture of the Lead Busters' neighborhood.

How many **lead** dangers can **you** find? Write the number here: \_\_\_\_\_

## THINGS TO LOOK FOR:

paint flakes and paint dust

### Let's Talk About It

With your class, talk about what Sherman could do about these **lead** dangers.

### Let's Think About It


Where would you look for **lead** in **your** neighborhood? Write your answers below.

---

---

---

---





## Agatha Fights Lead

Sherman says, “OK, **Lead** Busters. We found some dangerous **lead**. What should we do now?”

Agatha says, “Let’s tell some grownups about what we found.”

Henry says, “What else?”

Agatha says, “Let’s stay away from **lead** paint flakes and **lead** paint dust.”

Elisa says, “What else?”

Agatha says, “Let’s wash our hands before we eat and after we play.”

Sherman says, “What else?”

Agatha says, “Let’s leave our shoes at the door and wear socks in the house.”

Henry shouts, “Or slippers!”

Sherman says, “What else?”

Agatha says, “Let’s eat healthy foods like milk and oranges and broccoli and chicken.”

Elisa says, “Broccoli? Yuck. Do I have to?”

All four yell, “We can be **lead**-safe. We’re the **Lead** Busters!”

Ms. Marble says, “Shhhhh.”

### Let’s Think About It

What can you do if **you** see **lead** dangers in your neighborhood? Write your answers below.

---

---

---

---


# THE LEAD BUSTERS' CLUBHOUSE


The **Lead Busters** have an awesome clubhouse. If you want to see it, follow the **Lead Busters'** game path. To play, you need:

- 2 – 4 players
- 2 – 4 buttons for playing pieces
- 2 coins to flip





The Lead Busters  
NO LEAD






Move  **1 space** if both coins are heads.



Move   **2 spaces** if both coins are tails.



Move    **3 spaces** if one coin is a head and one coin is a tail.



If you land on a **Lead Busters** space, follow the directions written there.

When you get to the clubhouse, use crayons or markers to color in your clubhouse.



You washed your hands before you ate. Move ahead 2 spaces.

You ate a cup of yogurt. Move ahead 2 spaces.

You forgot to wash your hands. Go back 2 spaces.





ers' Clubhouse  
LEAD!

You didn't tell  
a grownup about  
paint flakes.  
Lose 1 turn.

You  
washed  
the baby's  
hands  
before  
she ate.  
Take an extra  
turn.

You ate  
your  
broccoli.  
Move  
ahead  
3 spaces.

You fed your  
orange to the dog.  
Go back 2 spaces.

You didn't  
wash your  
hands before  
you ate.  
Go back 2  
spaces.

You  
told your  
teacher  
about some  
paint flakes.  
Move ahead  
2 spaces.

got to take off  
dusty shoes!  
Go back 3 spaces.

# Elisa Saves the Day!

Elisa sees a window.




Elisa sees a window with old paint.



Elisa sees a window with old paint and paint flakes.



Elisa sees her baby brother.



Elisa sees her baby brother near the window.



Elisa says, "Stop! Don't touch!"



- 7 Elisa washes her brother's hands with soap and water.
- 8 Elisa tells a grownup about the old paint and paint flakes.
- 9 The grownup knows how to clean up the paint flakes with a damp soapy rag.
- 10 Elisa saves the day!

# The Lead Busters' Clubhouse Word Search

Find the following words below:

BUSTERS

DUST

LEAD

CLUB

FLAKE

PAINT

DOOR

GROWNUP

WINDOW



**The Lead Busters' Clubhouse**  
**NO LEAD!**

A	L	E	A	D	B	D	I	K	W
G	R	O	W	N	U	P	M	L	I
X	J	B	U	S	T	E	R	S	N
D	F	L	A	K	E	Q	O	N	D
O	P	F	E	P	A	I	N	T	O
O	C	L	U	B	T	W	V	R	W
R	S	G	H	C	D	U	S	T	U

# Henry and His Worries




The **Lead** Busters are meeting to talk about **lead**.

Henry is worried. He knows that some paint has **lead**, and he's afraid to use his paint box and finger-paints.

Agatha is worried too. She has a pencil. She heard someone call it a "**lead** pencil." She's afraid to use her pencil.

Henry asks their teacher, Ms. Marble, for help.

Ms. Marble says they do not have to worry.

Henry's  paint box is safe. It is marked "nontoxic."



That means there is no **lead** in the paint.

Henry's finger-paints are safe too. They are marked "nontoxic."



That means there is no **lead** in the finger-paints.

Agatha's pencil is safe. A long time ago, pencils had **lead** in them. But today there is no **lead** in pencils.

**Remember:** Always ask a grownup if you are worried about lead.

## Let's Write About It

Do you have any questions about **lead**? You can write them here.

---

---

---

---

---



Who are some grownups you can ask about **lead**? You can write their names here.

---

---

---

---

---

---

# Join the Lead Busters Club Now!

Do you want to join the **Lead Busters Club**? If you want to, you can take the club pledge:



After you take the pledge, you and your friends can pick a secret password for your own **Lead Busters Club**. Write your secret password here: \_\_\_\_\_

## Healthy Food Quiz

Some foods can help keep your body safe from **lead**. These healthy foods include fruits and vegetables, beans, lean meats, lowfat dairy foods, and rice, bread, and cereal. Other foods do not help keep your body safe from **lead**. These foods have a lot of sugar, fat, or salt. If you eat them, eat only small amounts and eat them only once in a while.

Which foods on the list below can help keep your body safe from **lead**? Put an X next to the healthy foods. Draw a line through the foods that do not help keep your body safe from **lead**.

- |           |                     |  |                 |
|-----------|---------------------|--|-----------------|
| Apple     | Cheese              | Milk (lowfat)                                    | Potato chips    |
| Apple pie | Chocolate candy bar | Oatmeal  | Rice            |
| Beans     | Corn chips          | Oranges or orange juice                          | Roasted chicken |
| Bread     | Cupcakes            | Peaches  | Tuna            |
| Broccoli  | Doughnuts           | Peanut butter                                    | Yogurt (lowfat) |
| Carrots   | French fries        | Popcorn (plain or with a little butter and salt) |                 |
| Cereal    | Hot dogs            |  |                 |

**ANSWER KEY:** Healthy foods: apple, beans, bread, broccoli, carrots, cereal, cheese, milk (lowfat), oatmeal, oranges or orange juice, peaches, peanut butter, popcorn, rice, roasted chicken, tuna, yogurt (lowfat)



## Make a Lead Busters Poster

Make your own **lead**-safety poster in the space below. You can draw or write anything that will help other people learn about how to be safe from **lead**. You can use crayons, markers, pencils, pens, or paint.



# LEAD BUSTERS CLUB



Environmental Protection Agency



University of Connecticut  
Cooperative Extension System  
*College of Agriculture and Natural Resources*



Hartford Health Department  
Hartford Department of Housing  
and Community Development

This book was written by Joan Bothell, Environmental Research Institute, Maureen T. Mulroy, Ph.D., School of Family Studies, and Mary-Margaret Gaudio, Cooperative Extension System, University of Connecticut. Technical assistance was provided by Owen J. Humphries, Jr., Coordinator, Lead Poisoning Prevention Program, Hartford Health Department. The book was illustrated by Karen Havens and Sue Schadt and designed by Sue Schadt, Office of Communications and Information Technology, University of Connecticut. The project was inspired by the Connecticut Lead Hazard Awareness Coalition.

Funding was provided by the State of Connecticut and the U.S. Department of Housing and Urban Development. The project was sponsored by the Hartford Department of Housing and Community Development and the Hartford Health Department.

Issued in furtherance of Cooperative Extension work, Acts of May 8 and June 30, 1914, in cooperation with the U.S. Department of Agriculture, Kirklyn M. Kerr, Director, Cooperative Extension System, University of Connecticut, Storrs. An equal opportunity employer and program provider. To file a complaint of discrimination, write USDA, Director, Office of Civil Rights, Room 326W, Whitten Building, Stop Code 9410, 1400 Independence Avenue, SW, Washington, DC 20250-9410 or call (202) 720-5964.