

How the Children Learned to Save Water

*Hadiksa'shö'öh Wadiyë'het
Denöhnegadë:nid*

Thanksgiving Address

And now, we will give thanks
to the Creator that he provided
the water. Now our minds will be
together.



Glossary

English to Seneca

Animals (domestic) / *Gasheně’shō’ōh*

Animal (wild) / *Ganyo:’*

Animals (wild) / *Ganyo:’shō’ōh*

Beautiful / *Wadiksa’go:wa:h*

Children / *Hadiksa’shō’ōh*

Dogs / *Jiyāhshō’ōh*

Earth / *Yoējahde’*

Family (my relatives) / *Ke:nō:shō’*

Fingernails / *O’ehda’*

Fingers / *O’nya’*

Fish / *Gēnjōh*

Forest / *Gaha:dayē’*

Hands / *Osohda’shō’ōh*

Lacrosse / *Dewa’ēō’*

Lightning / *Dewēniwhas*

Mist / *O’ayōhjōh*

Mother and Father / *No’yēh, ha’nih koh*

Oceans / *Ojikē’dagi’geh ganegēōnyō’*

Outside / *Asdeh*

Plants / *Otgeo’jō:ni:h*

Pond / *Gayōweo’*

Ponds / *Ganyōweo’nōh*

Rainy / *Osdēōje’s*

Rivers / *Gēhowanēh shō’ōh*

Rooms / *Gēhsa:de’*

Shampoo / *Yōnge’owä’dahgwa’*

Snake / *Oshaisda’*

Snow (on the ground) / *O’ganiya:yē’*

Spring (water) / *Odō:sho:dō’*

Streams / *Odihahdē:jōhnōh*

Sweat / *Odonkwa’shā’*

Teeth / *Ono’ja’*

Thank you / *Nya:wēh*

Thunder(ed) / *Dagawēnodat*

Turtle / *Ha’no:wa:h*

Water / *Oneganos*

Key Phrases

Use water wisely

Dēsahnegadē:nid

How the Children Learned to Save Water

Hadiksa’shō’ōh Wadiyē’het Denōhnegadē:nid

© 2009 by the Seneca Nation of Indians

Developed for the Seneca Nation of Indians / www.sni.org

by the Healthy Environments for Children Initiative / www.hec.uconn.edu

at the University of Connecticut / www.uconn.edu

with support from the U.S. Environmental Protection Agency / www.epa.gov

Although the information in this document has been funded wholly or in part by the United States Environmental Protection Agency, it has not gone through the Agency’s publications review process. It therefore may not necessarily reflect the views of the Agency, and no official endorsement should be inferred.

The Healthy Environments for Children Initiative

University of Connecticut

Hartford County Extension Center

1800 Asylum Avenue

West Hartford, CT 06117-2600



The frog does not
drink up the pond in which he lives.

Neh sgoäk danegasas höweh hanö:ge

—Seneca saying

The Animals Talk about Water



One spring day,
Wolf, Bear, and Deer were sitting
beside a pond in the deep green forest. In the cool
water nearby paddled Turtle and Beaver. Above them,
in the branches of a strong oak tree, perched Snipe and
Hawk. Heron waded at the edge of the pond.

All of the animals were talking about how they
could help the people keep the earth safe and healthy.
Since they were all enjoying the pond, they were
talking about water.

Snake slithered by and heard them talking.

Snake, who liked to cause trouble, started to brag.

“ I bet that I can make the children use up all the water in the pond and under the ground. I can turn your beautiful forest into an empty desert. ”

“ Why would you do such a bad thing? ”

“ You know that water is precious. ”

“ We are lucky to have clean, safe water. It is a gift from Mother Earth. ”

“ You know that we must respect water and use it wisely. You know that we must not waste water. ”

Snake just looked at them.
Then he laughed and slithered away.


The animals were wise. They understood that
Snake wanted to make trouble.
They knew that they had to teach the children about saving water. They had to teach them so that the children wouldn't use up all the water and turn their beautiful forest into an empty desert.

Using Water Wisely

4

The next day,
the children were swimming
and playing in the pond. Amanda, Jennifer, Daniel, and
Chris were splashing and laughing.

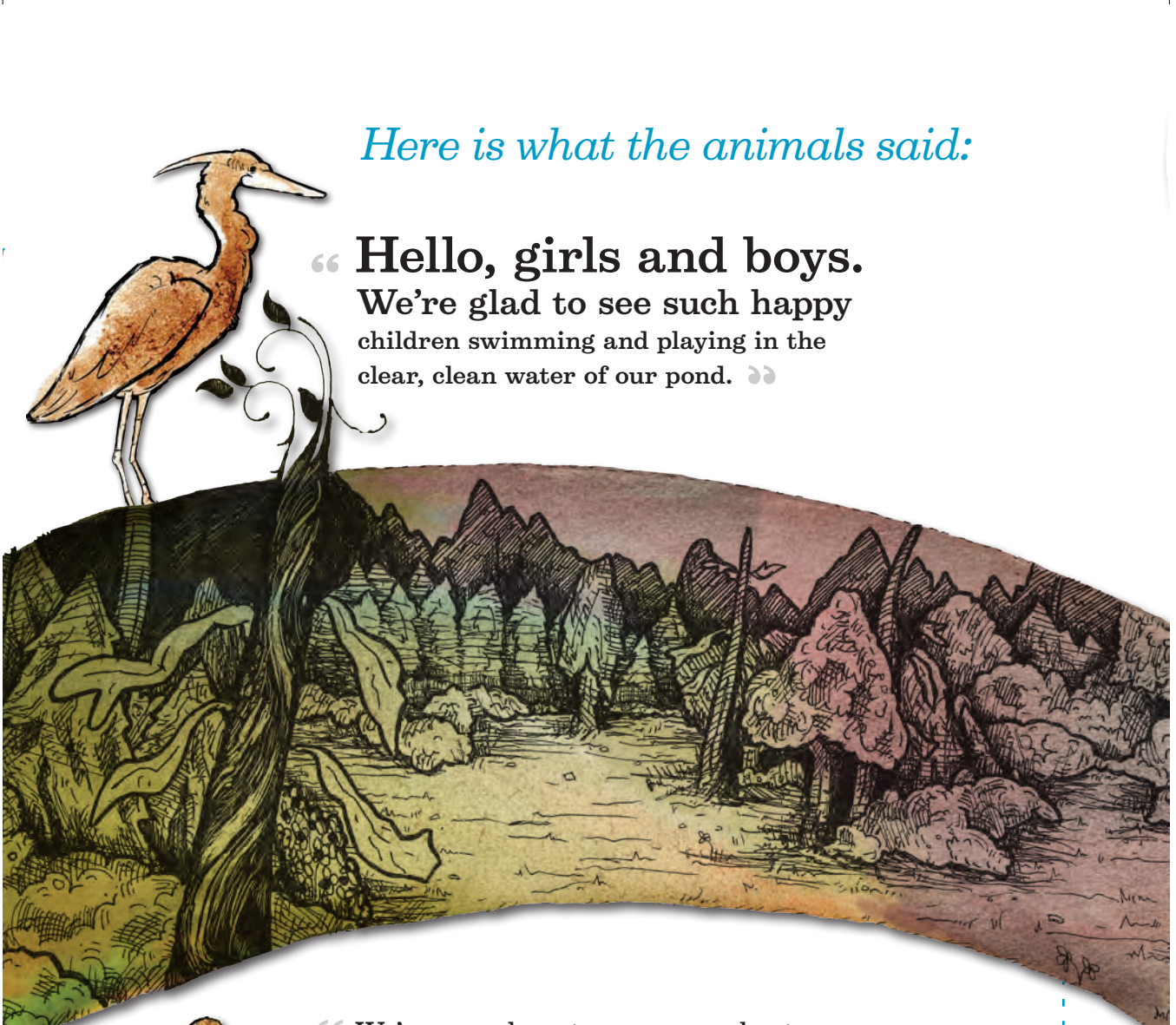
The animals watched them.
Then Turtle paddled over to the children.
She poked her green head up out of the water.
The children were surprised to see Turtle,
but they were not afraid. Then the
other animals joined them.




.....
Use water wisely / *Dēsahnēgadē:nid.*
.....

- 💧 Use only as much water as you need.
- 💧 Never waste water.

Here is what the animals said:




“ Hello, girls and boys.
We’re glad to see such happy
children swimming and playing in the
clear, clean water of our pond. ”



“ We’ve come here to warn you about
Snake. He wants to trick you
into wasting water. He wants to turn our
beautiful forest into an empty desert. ”

“ Don’t fall for Snake’s tricks. We
need water for life. Without
water, we cannot live. ”



“ Here’s a simple rule to remember:
Use water wisely.
Use only as much water as
you need to do a job—like washing
or cooking. Never waste water. ”




Why Water Is Important

The children listened quietly. Then Amanda said,

“ Thank you all for coming here.
But we don't understand
why water is so important. ”

6

Here is what the animals said:



“ Water takes away your thirst. ”

“ Water takes away the thirst
of the animals you raise and the
animals you hunt for food. ”

“ Water feeds the plants
you grow and the plants you gather. ”





“ Water gives a home to
the fish you catch. ”

“ Water keeps you healthy. ”



“ Water washes your
bodies clean. ”

“ Water gives children
a place to swim and play. ”



“ Children, can you think of other
important ways we use water? ”

Write your answers in
the space below.



.....
A horse drinks
about **12** gallons
of water a day.
.....

.....
A person drinks
about $\frac{1}{2}$ gallon
of water a day.
.....

Bear's Word Search



“ Children, when you're
thirsty, what do you do with water? ”

Find these 6 words
that describe what you do with
water when you are thirsty:

.....
DRINK · GULP · GUZZLE
SIP · SLURP · SWALLOW
.....

| | | | | | | |
|---|---|---|---|---|---|---|
| S | I | P | H | K | M | T |
| W | E | A | F | T | N | Y |
| A | G | U | Z | Z | L | E |
| L | U | B | D | F | O | B |
| L | L | V | Z | S | Q | U |
| O | P | R | U | L | S | P |
| W | W | D | R | I | N | K |

.....
See page 27 for the answer key.

S

Where Water Comes From

In the winter,
Chris, Daniel, Todd, and Sam were
playing snow snake when they saw Beaver.



“ Children, do you know where
water comes from? ”

Here is what the children said:

“ Sometimes water comes quietly
from the sky, in soft mist and
rain and snow. ”

“ Sometimes water comes noisily,
with loud thunder and bright lightning. ”

“ Sometimes water rests in lakes
and ponds. ”


“ Sometimes water flows in streams
and rivers and oceans. ”

“ Sometimes water
bubbles up from springs
beneath the earth. ”

“ And water runs out of our faucets! ”

Beaver smiled. The children were right. They knew
something about water. It wouldn't be easy for
Snake to make them waste it.


9



Getting Clean

In the spring,
Snake snuck up on the children
while they were playing lacrosse.

“ Children, you’ve been playing lacross for a long time.
You’re really sweaty. You must take long, long
showers to clean your bodies. You must let
the water run and run. ”



The children nodded, and Snake slithered away.

But because they were expecting Snake’s tricks,
the children didn’t believe him.

When some trustworthy animals came by,
the children asked them about Snake’s
advice.

10

Here is what the animals said:

“ Children, taking long,
long showers will waste a lot of water.
You can get your bodies very clean
by taking short showers. ”



.....
Taking a shower
uses **5-7** gallons of
water each minute.
.....

“ To save even more water,
you could turn off the water while
you soap up or shampoo. ”

“ And always shut off the faucet as soon as
you finish using water. Make sure to turn
the faucet all the way off. A dripping faucet
can waste a lot of water. ”



“ Don’t take baths in the tub.
A tub bath uses more water than
a short shower. ”



So the children didn’t waste water
by taking long showers and by running the water while
they soaped up or shampooed. They didn’t take baths in a
tub. And they turned the faucet all the way off as soon as
they were finished using water.

But they got nice and clean anyway.

Washing Hands


After lunch, the children
went outside to take care of their dogs.

They gave their dogs fresh water to drink.

Then they headed back to the house.

Snake saw them.

“ I think you children want to save water.
Here's something you can do:
Don't wash your hands
when you go inside. ”



The children nodded,
and Snake slithered away.

But because they were expecting Snake's tricks,
the children didn't believe him.

When some trustworthy animals came by, the
children asked them about Snake's advice.

Here is what the animals said:

“ You must use water wisely.
That means you can use it for important
things, like giving water to your dogs and washing your hands.

“ Giving water to your dogs keeps them healthy.
Washing your hands helps keep you and your family
from getting sick. These are wise uses of water. ”



“ Always wash your hands:

- ◆ Before and after you eat.
- ◆ Before and after you touch food or help in the kitchen.
- ◆ After you come in from outside.
- ◆ After you play with or care for your animals.
- ◆ After you use the bathroom.
- ◆ After you sneeze, cough, or blow your nose.
- ◆ After you touch anything dirty, like a trash can.
- ◆ Any time your hands look dirty. ”

“ Here’s how to wash your hands
without wasting water.

- 1 Wet your hands with warm water.
- 2 Turn off the water.
- 3 Add soap.
- 4 Rub your hands together to make bubbles.
- 5 Scrub between your fingers and under your fingernails.
- 6 Keep washing until you have counted slowly to 20.
- 7 Rinse your hands well with warm water.
- 8 Turn off the water, and make sure that it is completely off.
- 9 Dry your hands with a clean towel or paper towel. ”

So the children knew that they could use water
for important things, like washing their hands,
without wasting water.



Brushing Teeth

A few days later, Snake found the children coming outside after eating lunch. They were on their way to go fishing. Chris had a tiny bit of toothpaste on his cheek, so Snake knew that the children had just brushed their teeth.

“ Children, I hope you let the water run and run while you were brushing your teeth. It will make your teeth strong and bright. ”

The children nodded, and Snake slithered away.



But because they were expecting Snake's tricks, the children didn't believe him.

When some trustworthy animals came by, the children asked them about Snake's advice.

14

Here is what the animals said:

“ Children, you should not let the water run and run when you brush your teeth. **Instead, turn off the water** while you are brushing. Then turn it back on when you are ready to rinse. Rinse with a glass of water. ”

“ I have strong, bright teeth, and that's what I do. ”

So the children didn't waste water by letting the water run while they were brushing their teeth. But they had strong, bright teeth anyway.



Brushing teeth while the water runs uses about 2 gallons of water.



Fixing Leaks

15

The next morning was rainy, so the children stayed inside and cleaned their rooms. Then the sun came out, so the children went outside to play in their backyard.

Snake crept into their yard and saw that the outside faucet was leaking. He smirked and said,

“Children, I see that water is leaking from your faucet. This is good, but you must keep it a secret from your parents. Leave it alone and let the water leak.”

The children nodded, and Snake slithered away.

But because they were expecting Snake's tricks, the children didn't believe him. When some trustworthy animals came by, the children asked them about Snake's advice.

Here is what the animals said:


“Children, a leaking faucet will waste a lot of water. You should tell your parents right away. They can get the faucet fixed.”

So the children told their parents about the leaking faucet, and their parents had it fixed. The family didn't waste water by letting their faucets leak.

A leaking faucet can waste 20–100 gallons of water a day.




Turtle's Matching Game



“ Now children, can you think of other ways you can help your family save water?

“ Below, on the left, is a list of jobs you might do to help your family. On the right are ways to save water. Match each job with its way to save water. Write the number of the job in the matching empty droplet. ”



- 1. Loading the dishwasher
so grownups can run it when it is full
- 2. Turning off the hose between rinses
- 3. Carrying dirty clothes to the washing machine
so grownups can run it when it is full
- 4. Putting frozen food in the refrigerator or microwave to thaw safely
- 5. Watering plants in the early morning or in the evening
- 6. Using wastebaskets
- 7. Sweeping the deck and the driveway

Snake's Scrambled Message

The animals wrote
a message to the children, but before
the children saw it, Snake scrambled all the letters:

17

SUE TRAW E YESWIL

Unscramble the letters to find out what the
animals want to say. Turtle has started
the message for you.

U W E I E

Dēsahnegadē:nid

See page 29 for the answer key.

Here's a suggestion:
You can teach other people how to
use water wisely. For example, you could teach other
children in your family or in your school:

- 💧 To use only as much water as they need for a job
- 💧 Never to waste water


Can you think of some people you can teach
to use water wisely? Write their names below.

What's Wrong with This Picture?


“ This family has not yet learned how to use water wisely. Find all the ways the family is wasting water. Draw a circle around each way. ”

“ Here's a hint. The family is doing 9 things wrong. Try to find them all. ”

See page 28 for the answer key.



18





“How can this family save water?”

Write your answers in the space below. ”




List all of the things you can do
in your house to help save water.

Write your answers below.

Follow the Maze to Save Water

Start



“ Turn off the water while brushing your teeth. ”

“ Water plants in the early morning or evening. ”

“ Sweep the driveway instead of hosing it. ”



“ Don't use the toilet
as a waste basket. ”

“ Defrost frozen food
in the refrigerator
or microwave. ”



21

“ Turn the faucet
all the way off. ”

“ Take short showers. ”

“ Ask a grownup
to fix a leaky faucet. ”

See page 29 for the answer key.







Water Math





What do you know about water?

See how many correct answers you can guess.





- 1 How much water do most people need to drink or get from food every day to stay healthy?

-  $\frac{1}{2}$ cup
-  1 cup
-  5 cups
-  8 cups





- 2 How much water do most people use each time they brush their teeth?

-  1 cup
-  10 cups
-  2 gallons (32 cups)
-  10 gallons (160 cups)

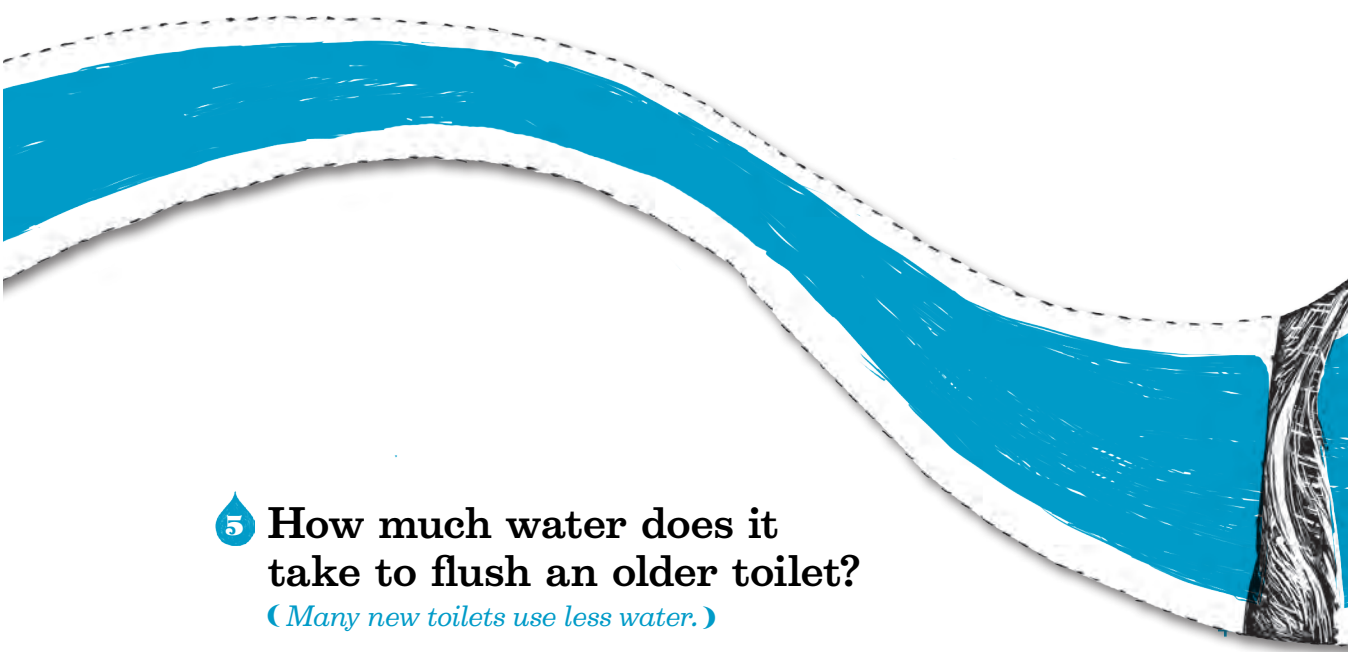

- 3 How much water do most people use to take a five-minute shower?

-  5-10 gallons
-  25-50 gallons
-  60-70 gallons
-  75-100 gallons

- 4 How much water do most people use each day?





-  10 gallons
-  50 gallons
-  100 gallons
-  150 gallons

1 gallon = 16 cups.







5 How much water does it take to flush an older toilet?

(Many new toilets use less water.)

-  2–3 gallons
-  5–7 gallons
-  10–12 gallons
-  15–18 gallons

6 How much water do most homes use in a year?

-  1,700 gallons
-  17,000 gallons
-  107,000 gallons
-  1,700,000 gallons

7 How much of a human body is water?

-  $\frac{1}{10}$
-  $\frac{1}{3}$
-  $\frac{2}{3}$
-  $\frac{7}{8}$

8 How much of a chicken is water?

-  $\frac{1}{4}$
-  $\frac{1}{2}$
-  $\frac{3}{4}$
-  $\frac{7}{8}$

9 How much of an ear of corn is water?

-  $\frac{1}{5}$
-  $\frac{2}{5}$
-  $\frac{3}{5}$
-  $\frac{4}{5}$

Water Journal

Name _____ Date _____

Monday / Check off:

The ways you used water.

- ☐ Brushed your teeth
- ☐ Washed your hands
- ☐ Took a bath or shower
- ☐ Other _____

The ways you saved water.

- ☐ Turned off the water while brushing
- ☐ Washed your hands without wasting water
- ☐ Took a short shower
- ☐ Other _____

Write your ideas for saving more water.

Tuesday / Check off:

The ways you used water.

- ☐ Brushed your teeth
- ☐ Washed your hands
- ☐ Took a bath or shower
- ☐ Other _____

The ways you saved water.

- ☐ Turned off the water while brushing
- ☐ Washed your hands without wasting water
- ☐ Took a short shower
- ☐ Other _____

Write your ideas for saving more water.

Wednesday / Check off:

The ways you used water.

- ☐ Brushed your teeth
- ☐ Washed your hands
- ☐ Took a bath or shower
- ☐ Other _____

The ways you saved water.

- ☐ Turned off the water while brushing
- ☐ Washed your hands without wasting water
- ☐ Took a short shower
- ☐ Other _____

Write your ideas for saving more water.

Sunday / Check-off:

The ways you used water.

- Brushed your teeth
- Washed your hands
- Took a bath or shower
- Other _____

The ways you saved water.

- Turned off the water while brushing
- Washed your hands without wasting water
- Took a short shower
- Other _____

Write your ideas for saving more water.

Saturday / Check off:

The ways you used water.

- Brushed your teeth
- Washed your hands
- Took a bath or shower
- Other _____

The ways you saved water.

- Turned off the water while brushing
- Washed your hands without wasting water
- Took a short shower
- Other _____

Write your ideas for saving more water.

Friday / Check off:

The ways you used water.

- Brushed your teeth
- Washed your hands
- Took a bath or shower
- Other _____

The ways you saved water.

- Turned off the water while brushing
- Washed your hands without wasting water
- Took a short shower
- Other _____

Write your ideas for saving more water.

Thursday / Check off:

The ways you used water.


- Brushed your teeth
- Washed your hands
- Took a bath or shower
- Other _____

The ways you saved water.

- Turned off the water while brushing
- Washed your hands without wasting water
- Took a short shower
- Other _____

Write your ideas for saving more water.

Remember the Rule



Use water wisely / *Dēsahnegadē:nid*

- 💧 Use only as much water as you need.
- 💧 Never waste water.

ANSWERS

Bear's Word Search

“Here are the 6 words that describe what you can do with water when you are thirsty: ”

27

Find these 6 words
that describe what you do with
water when you are thirsty:

.....

DRINK · GULP · GUZZLE
SIP · SLURP · SWALLOW

.....

| | | | | | | |
|---|---|---|---|---|---|---|
| S | I | P | H | K | M | T |
| W | E | A | F | T | N | Y |
| A | G | U | Z | Z | L | E |
| L | U | B | D | F | O | B |
| L | L | V | Z | S | Q | U |
| O | P | R | U | L | S | P |
| W | W | D | R | I | N | K |

.....

ANSWERS

Turtle's Matching Game

1. Defrosting frozen foods

2. Doing the dishes

3. Washing the car

4. Cleaning inside

5. Cleaning outside

6. Doing laundry

7. Gardening

2 Loading the dishwasher
so grownups can run it when it is full
instead of when it is partly full

3 Turning off the hose
between rinses
instead of letting it run

6 Carrying dirty clothes
to the washing machine so grownups
can run it when it is full
instead of when it is partly full


1 Putting frozen food in the
refrigerator or microwave to thaw safely
instead of thawing it under running water

7 Watering plants in the
early morning or in the evening
*instead of the middle of the day, to keep water
from evaporating into the air*

4 Using wastebaskets
instead of flushing the toilet to get rid of trash

5 Sweeping the deck
and the driveway
instead of hosing with water

What's Wrong with This Picture




ANSWERS

Snake's Scrambled Message

USE WATER WISELY

Dēsahnegadē:nid



Follow the Maze to Save Water







ANSWERS

Water Math





1 How much water do most people need to drink or get from food every day to stay healthy?

 $\frac{1}{2}$ cup
 1 cup
 5 cups
 8 cups





2 How much water do most people use each time they brush their teeth?

 1 cup
 10 cups
 2 gallons (32 cups)
 10 gallons (160 cups)





3 How much water do most people use to take a five-minute shower?

 5–10 gallons
 25–50 gallons
 60–70 gallons
 75–100 gallons





4 How much water do most people use each day?

 10 gallons
 50 gallons
 100 gallons
 150 gallons

5 How much water does it take to flush an older toilet?

 2–3 gallons
 5–7 gallons
 10–12 gallons
 15–18 gallons

6 How much water do most homes use in a year?

 1,700 gallons
 17,000 gallons
 107,000 gallons
 1,700,000 gallons

7 How much of a human body is water?

 $\frac{1}{10}$  $\frac{1}{3}$  $\frac{2}{3}$  $\frac{7}{8}$

8 How much of a chicken is water?

 $\frac{1}{4}$  $\frac{1}{2}$  $\frac{3}{4}$  $\frac{7}{8}$

9 How much of an ear of corn is water?

 $\frac{1}{5}$  $\frac{2}{5}$  $\frac{3}{5}$  $\frac{4}{5}$



.....
This document certifies that
.....

.....
Has learned to
use water wisely by
.....

- 💧 Using only as much water as needed
 - 💧 Never wasting water
-

.....
Signature
.....

.....
Date
.....

Authors

Joan Bothell
Healthy Environments for Children Initiative
University of Connecticut

Mary-Margaret Gaudio
Healthy Environments for Children Initiative
University of Connecticut

Concept and design

Design Center
School of Fine Arts
University of Connecticut

Illustration and design

Jay Quercia / www.jayquercia.com

Creative direction

Edvin Yegir

Seneca translators

Seneca Nation Language Department

Seneca Nation of Indians advisory team

Seneca Nation Utility Departments

Technical consultants to the Seneca Nation of Indians

Rick Narang, M.S. (Chem.E.), U.S. Environmental Protection Agency (retired)
Capt. Robert R. Williams, P.E., U.S. Public Health Service (retired)

Funding

Support for this project was provided by the U.S. Environmental Protection Agency

Glossary

Seneca to English

- Asdeh / Outside
- Dagawënodat / Thunder(ed)
- Dewa’ëö’ / Lacrosse
- Dewëniwhas / Lightning
- Gaha:dayë’ / Forest
- Ganyo:’ / Animal (wild)
- Ganyo:’shö’öh / Animals (wild)
- Ganyöweo’nöh / Ponds
- Gashenë’shö’öh / Animals (domestic)
- Gayöweo’ / Pond
- Gëhowanëh shö’öh / Rivers
- Gëhsa:de’ / Rooms
- Gënjöh / Fish
- Hadiksa’shö’öh / Children
- Ha’no:wa:h / Turtle
- Jiyähshö’öh / Dogs
- Ke:nö:shö’ / Family (my relatives)
- No’yëh, ha’nih koh / Mother and Father
- Nya:wëh / Thank you
- O’ayöhjöh / Mist
- Odihahdë:jöhnöh / Streams
- Odonkwa’shä’ / Sweat
- Odö:sho:dö’ / Spring (water)
- O’ehda’ / Fingernails
- O’ganiya:yë’ / Snow (on the ground)
- Ojike’dagi’geh ganegëönyö’ / Oceans
- Oneganos / Water
- Ono’ja’ / Teeth
- O’nya’ / Fingers
- Osdëöje’s / Rainy
- Oshaisda’ / Snake
- Osohda’shö’öh / Hands
- Otgeo’jö:ni:h / Plants
- Wadiksa’go:wa:h / Beautiful
- Yoëjahde’ / Earth
- Yönge’owä’dahgwa’ / Shampoo

Key Phrases

- Dësahnegadë:nid
Use water wisely
- Hadiksa’shö’öh Wadiyë’het Denöhnegadë:nid
How the Children Learned to Save Water

Ganönyo:k

*Da:h onëh ëdwadë:nö:nyo
hojënokda' oh hotgta:wëh neh
oneganos. Da:h ne' ho niyo' dëh
näh ögwa' nigoë'.*

A publication of the Seneca Nation of Indians

Business Office
P.O. Box 231
Salamanca, NY 14779
(716) 945-1790

